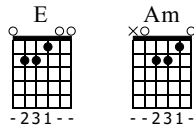


Counting The Beat + Learning Rhythm Symbols

LGIL Rhythm Guitar Webinar - SHEET 1

www.LearnGuitarInLondon.com



Standard tuning

♩ = 60

1 2 3 4

E

S-Gt

mf

TAB

1 2 + (and) 3 4

mf

TAB

1 + 2 + 3 4

mf

TAB

1 2 + 3 + 4 + 1 + 2 + 3 4

Am

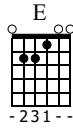
mf

TAB

Subdividing The Beat With Simple Maths

LGIL Rhythm Webinar - SHEET 2

www.LearnGuitarInLondon.com



Standard tuning

♩ = 60

These Are Quarter Beats

S-Gt

E

1

mf

TAB

These Are 8th Beats (notice they are joined up)

2

TAB

These Are 16th Beats (notice the double beam line) Below is how to count 16th beats

3

TAB

4

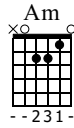
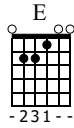
1 e + a 2 e + a 3 e + a 4 e + a

TAB

Playing + Reading Rhythms Patterns

LGIL Rhythm Webinar - SHEET 3

www.LearnGuitarInLondon.com



Standard tuning

$\text{♩} = 60$

What's The Count Here?

S-Gt

mf

TAB

What's The Count Here?

TAB

2 Bar Rhythm

MUTE

TAB

TAB