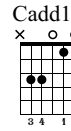
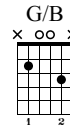
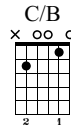
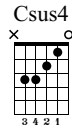
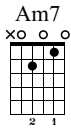
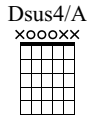
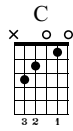


# Dakota (ACOUSTIC)

## Stereophonics



Standard tuning

♩ = 145

C

Dsus4/A

Capo fret 4

S-Gt

1

mf

P.M. -----|

T	0	0	0	0	0	0	0	0	0	0	0	0	0	0	0	0
A	2	2	2	2	2	2	2	2	2	2	2	2	2	2	2	0
B	3	3	3	3	3	3	3	3	3	3	3	3	3	3	3	0

Am7

Dsus4/A

3

P.M. -----|

T	0	0	0	0	0	0	0	0	0	0	0	0	0	0	0	0
A	2	2	2	2	2	2	2	2	2	2	2	2	2	2	2	0
B	0	0	0	0	0	0	0	0	0	0	0	0	0	0	0	0

Csus4

Dsus4/A

5

P.M. -----|

T	0	0	0	0	0	0	0	0	0	0	0	0	0	0	0	0
A	2	2	2	2	2	2	2	2	2	2	2	2	2	2	2	0
B	3	3	3	3	3	3	3	3	3	3	3	3	3	3	3	0

C

C/B

3x

7

P.M. -----|

T	0	0	0	0	0	0	0	0	0	0	0	0	0	0	0	0
A	2	2	2	2	2	2	2	2	2	2	2	2	2	2	2	0
B	3	3	3	3	3	3	3	3	3	3	3	3	3	2	2	2

CHORUS - You make me feel like the one...

Csus4

Musical notation for measures 9 and 10. The treble clef shows a series of chords. The guitar tablature below shows fingerings: 0-1-2-3 for the first four frets, and 0-1-2-3 for the last four frets.

Musical notation for measures 11 and 12. The treble clef shows a series of chords. The guitar tablature below shows fingerings: 0-1-2-3 for the first four frets, and 0-1-2-3 for the last four frets.

C

Musical notation for measures 13 and 14. The treble clef shows a series of chords. The guitar tablature below shows fingerings: 0-1-2-3 for the first four frets, and 0-1-2-3 for the last four frets. Downbow marks (v) are present under measures 13 and 14.

C/B

Musical notation for measures 15 and 16. The treble clef shows a series of chords. The guitar tablature below shows fingerings: 0-1-2-3 for the first four frets, and 0-1-2-3 for the last four frets. Downbow marks (v) are present under measures 15 and 16.

Post Chorus "I don't know where..."

C

Musical notation for measures 17 and 18. The treble clef shows a series of chords. The guitar tablature below shows fingerings: 0-1-2-3 for the first four frets, and 0-1-2-3 for the last four frets.

G/B

Musical notation for measures 19 and 20. The treble clef shows a series of chords. The guitar tablature below shows fingerings: 3-0-0-2 for the first four frets, and 3-0-0-2 for the last four frets.

Csus4 Cadd11

	21							22							
T	0	0	0	0	0	0	0	0	0	0	0	0	0	0	0
A	1	1	1	1	1	1	1	1	1	1	1	1	1	1	1
B	3	3	3	3	3	3	3	2	2	2	2	2	0	0	0
B	3	3	3	3	3	3	3	3	3	3	3	3	3	3	3

Csus4 C/B

	23							24							
T	0	0	0	0	0	0	0	0	0	0	0	0	0	0	
A	1	1	1	1	1	1	1	1	1	1	1	1	1	1	
B	3	3	3	3	3	3	3	2	2	2	2	2	0	0	0
B	3	3	3	3	3	3	3	3	3	3	3	3	2	2	2