

1 - Evergreen	2
2 - Naming A Horse	3
3 - Afternoon Calm	4
4 - Dappled Shade	5
5 - Kiss and Tell	6
6 - Over Protective Farewell	8
7 - April In India	9
8 - Beyond The Pines	11
9 - A Stretch Too Far	12
10 - Burnt Out	13
11 - Constant Discovery	14
12 - Drue's Jig	15
13 - Soft Shapes Of Past Failures	16
14 - Leonards' Legacy	17
15 - The Girl From Indonesia	18
16 - Empty, Sacred and Clueless	20
17 - Breath Of Forgiveness	22
18 - The Larks Song	23
19 - Rivers Of Glitter and Gold	24
20 - No Longer In Chains	25
21 - Rising	26
22 - Sulk	27
23 - Julia Was Here	28
24 - Freudian Slip	29
25 - Rebels In Rhythm	30
26 - Salt Lake Swimming	32
27 - My Mentor	33
28 - Impatience	34
29 - Stubborn Lovelessness	36
30 - You're The Petrol, I'm The Match	38

# Evergreen

Beyond Fingerstyle Freedom - Drue James

## Lesson 1

Standard tuning

♩ = 120

S-Git

1

*mf*

T A B

3 0 1 0 0 0 2 0

3 3 3 3

2

T A B

3 0 1 0 0 0 2 0

3 3 3 3

3

T A B

3 0 1 0 0 0 2 0

0 0 0 0

4

T A B

3 0 1 0 0 0 2 0

1 1 1 1

5

T A B

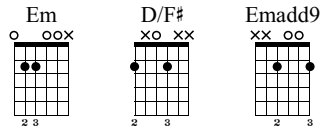
3 0 0 0 0 0 0 0

3 3 3 3

# Naming A Horse

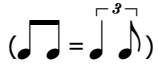
Beyond Fingerstyle Freedom - Drue James

## Lesson 2



Standard tuning

♩ = 123



Em

D/F#

4x

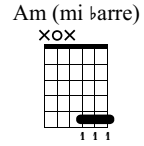
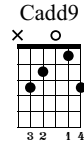
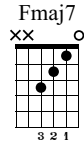
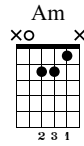
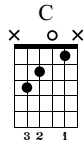
S-Ct

Emadd9

# Afternoon Calm

Beyond Fingerstyle Freedom - Drue James

## Lesson 3



Standard tuning

♩ = 92

1

C Am Fmaj7 C

*mf*

T A B

3

Cadd9 Am (mi barre) 4 Cadd9

T A B

5

Cadd9

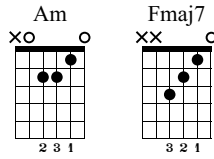
T A B

# Dappled Shade

Beyond Fingerstyle Freedom - Drue James

## Lesson 4

Capo 2



Standard tuning

♩ = 66

Am

Capo fret 2

1. Fmaj7

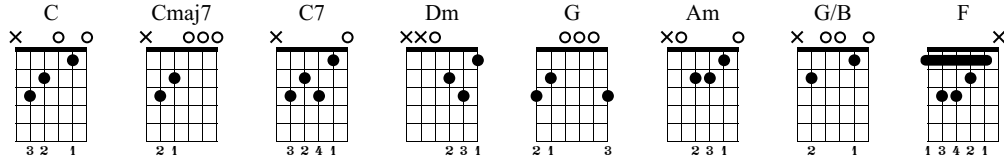
2. Fmaj7

S-Gt

# Kiss and Tell

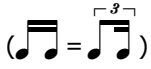
Beyond Fingerstyle Freedom - Drue James

## Lesson 5



Standard tuning

$\text{♩} = 111$



C

Cmaj7

C7

Cmaj7

Staff 1: Musical notation for measures 1-4. Treble clef, 4/4 time. Measure 1 starts with a *mf* dynamic. Chords: C, Cmaj7, C7, Cmaj7. Bass clef shows guitar tablature with triplets of eighth notes.

Dm

G

C

Am

Staff 2: Musical notation for measures 3-4. Chords: Dm, G, C, Am. Bass clef shows guitar tablature with triplets of eighth notes.

Dm

G

C

C7

Staff 3: Musical notation for measures 5-6. Chords: Dm, G, C, C7. Bass clef shows guitar tablature with triplets of eighth notes.

Dm

G

C

G/B

Staff 4: Musical notation for measures 7-8. Chords: Dm, G, C, G/B. Bass clef shows guitar tablature with triplets of eighth notes.

Am G F F

9 10

TAB: 0 1 2 | 0 1 2 | 3 3 3 | 1 2 2 | 1 2 2 | 1 2 2

B: 0 3 | 3 3 3 | 1 1 | 1 1

G C Cmaj7

11 12

TAB: 3 3 3 | 0 0 0 | 0 0 0 | 0 0 0

B: 3 3 | 3 3 3 | 3 3 3

C7 Cmaj7 C

13 14

TAB: 0 0 0 | 0 0 0 | 0 0 0 | 0 0 0

B: 3 3 3 | 3 3 3 | 3 3 3

# Over Protective Farewell

Beyond Fingerstyle Freedom - Drue James

## Lesson 6

1/1

Standard tuning

♩ = 97

S-C#

*mf*

1 2 3 4

5 6 7 8

9 10 11 12

13 14 15 16

T  
A  
B

0 0 0 3 0 2 0 0 2 0 3 0 0 0 3 0 2 0 0 2 0 3 3 0

3 1 2 1 0 2 0 3 1 2 1 2 3 1 2 1 3 5 3 2 1 2 0 2

0 2 2 2 4 2 2 0 2 0 2 2 2 4 2 2 0 2

3 2 3 2 3 2 3 2 3 2 3 3 0 2 3 2 3 2 3 2 3 2 3 3 0 2

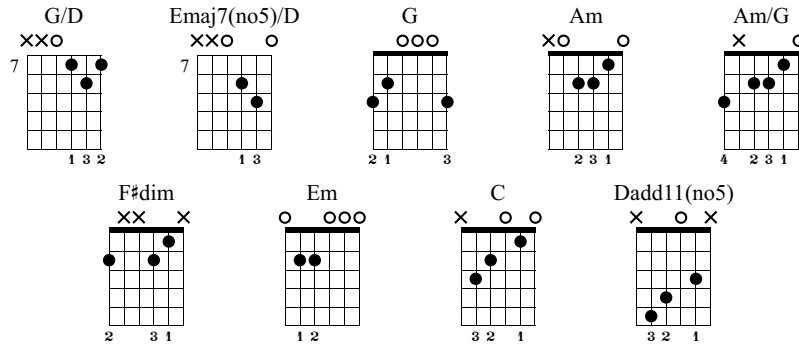


# April In India

Beyond Fingerstyle Freedom - Drue James

## Lesson 7

1/2



Standard tuning

$\text{♩} = 157$

G/D

Emaj7(no5)/D

G/D

Emaj7(no5)/D

G

Am

Am/G

F#dim

1

2

3

4

5

6

7

8

0

7

0

7

8

7

0

7

8

7

0

7

8

7

0

7

8

0

7

0

7

8

7

0

7

8

7

0

7

8

0

7

8

0

7

0

7

8

7

0

7

8

7

0

7

8

0

7

8

0

7

0

7

8

7

0

7

8

7

0

7

8

0

7

8

0

7

0

7

8

7

0

7

8

7

0

7

8

0

7

8

0

7

0

7

8

7

0

7

8

7

0

7

8

0

7

8

0

7

0

7

8

7

0

7

8

7

0

7

8

0

7

8

0

7

0

7

8

7

0

7

8

7

0

7

8

0

7

8

0

7

0

7

8

7

0

7

8

7

0

7

8

0

7

8

0

7

0

7

8

7

0

7

8

7

0

7

8

0

7

8

0

7

0

7

8

7

0

7

8

7

0

7

8

0

7

8

0

7

0

7

8

7

0

7

8

7

0

7

8

Em C Dadd11(no5)

7 8

T 0 2 0 2 0 2 0 2 0 | 1 0 1 0 3 0 3 0

A 0 0 0 0 0 0 0 0 | 3 2 0 3 2 0 5 4 0 5 4 0

B 0 0 0 0 0 0 0 0 | 3 2 0 3 2 0 5 4 0 5 4 0

G/D Emaj7(no5)/D G/D

9 10

T 7 8 7 0 7 8 7 | 7 8 7 0 7 8 7

A 0 7 8 0 7 0 7 8 7 | 0 7 8 0 7 0 7 8 7

B 0 7 8 0 7 0 7 8 7 | 0 7 8 0 7 0 7 8 7

G

11

let ring

T 3 0 3

A 3 0 3

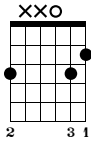
B 3 0 3

# Beyond The Pines

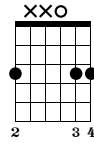
## Beyond Fingerstyle Freedom

### Lesson 8

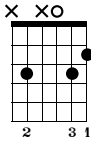
Dadd11(no5)/G



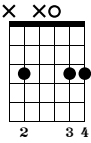
G5



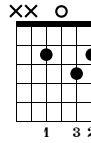
Gmaj7sus4/C



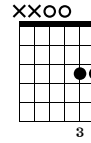
Csus2



Em9(no5)



G5/D



Standard tuning

♩ = 102

Dadd11(no5)/G

Slap/Hit G5

Dadd11(no5)/G

G5

Staff 1: Musical notation for measures 1-4. Measure 1: Dadd11(no5)/G (mf), measure 2: Slap/Hit G5, measure 3: Dadd11(no5)/G, measure 4: G5. Includes guitar tablature below.

Gmaj7sus4/C

Csus2

Gmaj7sus4/C

Csus2

Staff 2: Musical notation for measures 5-8. Measure 5: Gmaj7sus4/C, measure 6: Csus2, measure 7: Gmaj7sus4/C, measure 8: Csus2. Includes guitar tablature below.

Em9(no5)

G5/D

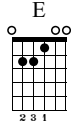
Em9(no5)

G5/D

Staff 3: Musical notation for measures 9-12. Measure 9: Em9(no5), measure 10: G5/D, measure 11: Em9(no5), measure 12: G5/D. Includes guitar tablature below. Measure 12 includes a 'let ring' instruction with a dashed line.

# A Stretch Too Far

Beyond Fingerstyle Freedom - Drue James  
Lesson 9



Standard tuning

♩ = 88

S-Gt

*mf*

1 2

TAB: 0 2 6 2 0 0 0 2 6 | 0 2 6 2 0 0 0 2 6

0 6 2 0 0 0 2 6 | 4 6 2 0 0 0 2 6

3 4

TAB: 0 2 6 2 0 0 0 2 6 | 0 2 6 2 0 0 0 2 6

0 6 2 0 0 0 2 6 | 0 5 2 0 0 0 2 5

5 6

TAB: 0 2 6 2 0 0 0 2 6 | 0 2 6 2 0 0 0 2 6

3 5 2 0 0 0 2 5 | 3 5 2 0 0 0 2 5

7 E

TAB: 0 0 0 0 0 0

# Burnt Out

Beyond Fingerstyle Freedom - Drue James

## Lesson 10

Capo 2

1/1

Standard tuning

♩ = 110

Capo fret 2

S-Gt

*mf*

1 2 3

4 5 6 7 8 9 10 11 12

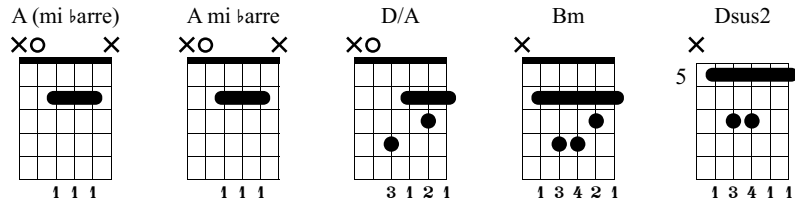
T A B

# Constant Discovery

Beyond Fingerstyle Freedom - Drue James

## Lesson 11

1/1



Standard tuning  
♩ = 145

S-Git

*mf*

1 A (mi barre) D/A A (mi barre) 2 3 D/A A (mi barre) 4

5 Bm Dsus2 6 A mi barre 7 D/A A mi barre 8

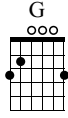
9 A mi barre 10 D/A A mi barre 11 12

13 Dsus2 14 A mi barre 15 D/A A mi barre 16

# Drue's Jig

Beyond Fingerstyle Freedom - Drue James

## Lesson 12



Standard tuning

♩ = 100

(♩ = ♪)

S-Gt

1  
*mf*

2

3

4

5

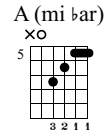
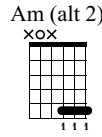
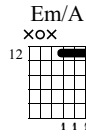
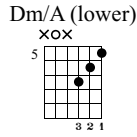
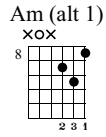
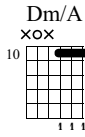
G

# Soft Shapes Of Past Failures

Beyond Fingerstyle Freedom - Drue James

## Lesson 13

1/1



Standard tuning

$\text{♩} = 125$

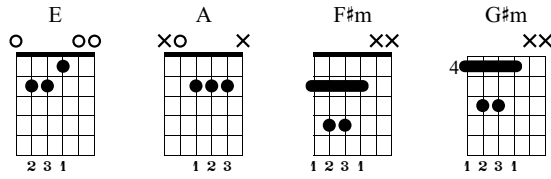
S-Gt



# Leonard's Legacy

Beyond Fingerstyle Freedom - Drue James

## Lesson 14



Standard tuning

♩ = 93

**1** E **2** A

*mf*

TAB: 0 2 1 2 2 2

**3** F#m **4** G#m

TAB: 2 4 2 4 4 4

**5** A **6** E **3x**

TAB: 2 2 3 2 2 0

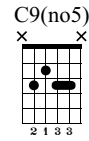
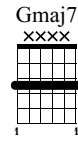
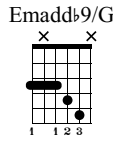
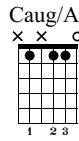
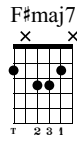
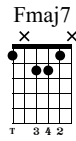
**7** E

TAB: 0 2 2 2 2 0

# The Girl From Indonesia

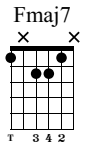
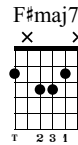
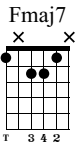
Beyond Fingerstyle Freedom - Drue James

## Lesson 15



♩ = 65

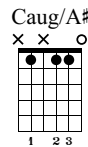
INTRO



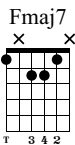
S-Gt

mf

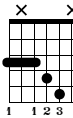
3x



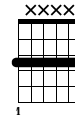
VERSE



Emadd $\flat$ 9/G

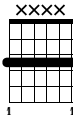


Gmaj7

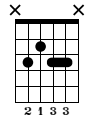


Musical notation for measures 13-16. Treble clef, 4/4 time. Measure 13: G4 quarter, B4 quarter, D5 quarter. Measure 14: G4 quarter, B4 quarter, D5 quarter. Measure 15: G4 quarter, B4 quarter, D5 quarter. Measure 16: G4 quarter, B4 quarter, D5 quarter. Bass clef: Measure 13: T3, A5, B5. Measure 14: T3, A5, B5. Measure 15: T3, A5, B5. Measure 16: T3, A5, B5.

Gmaj7

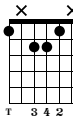


C9(no5)



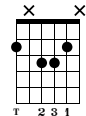
Musical notation for measures 17-20. Treble clef, 4/4 time. Measure 17: G4 quarter, B4 quarter, D5 quarter. Measure 18: G4 quarter, B4 quarter, D5 quarter. Measure 19: G4 quarter, B4 quarter, D5 quarter. Measure 20: G4 quarter, B4 quarter, D5 quarter. Bass clef: Measure 17: T3, A5, B5. Measure 18: T3, A5, B5. Measure 19: T3, A5, B5. Measure 20: T3, A5, B5.

Fmaj7

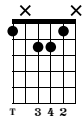


1.

F#maj7



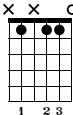
Fmaj7



Musical notation for measures 21-24. Treble clef, 4/4 time. Measure 21: F4 quarter, A4 quarter, C5 quarter. Measure 22: F4 quarter, A4 quarter, C5 quarter. Measure 23: F4 quarter, A4 quarter, C5 quarter. Measure 24: F4 quarter, A4 quarter, C5 quarter. Bass clef: Measure 21: T1, A2, B2. Measure 22: T1, A2, B2. Measure 23: T2, A2, B2. Measure 24: T2, A2, B2.

2.

Caug/A#



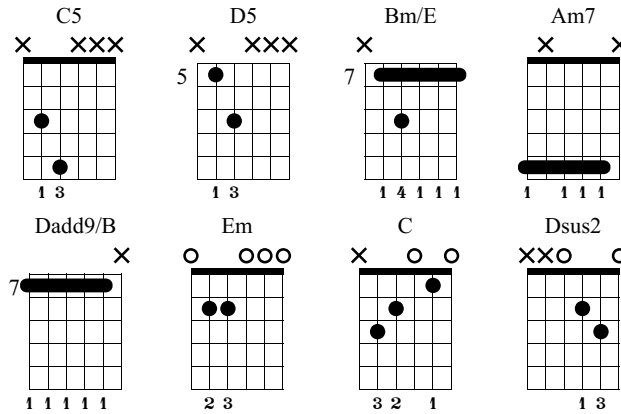
Musical notation for measures 25-26. Treble clef, 4/4 time. Measure 25: F4 quarter, A4 quarter, C5 quarter. Measure 26: F4 quarter, A4 quarter, C5 quarter. Bass clef: Measure 25: T1, A2, B2. Measure 26: T1, A2, B2.

# Empty, Sacred and Clueless

Beyond Fingerstyle Freedom - Drue James

## Lesson 16

1/2



Standard tuning

$\text{♩} = 194$

C5

D5

Bm/E

First system of music (measures 1-4). Treble clef, 4/4 time. *mf* dynamic. Chords: C5 (measures 1-2), D5 (measures 3-4). *let ring* instruction. Bass clef shows fret numbers: (1) 0 0 0 0 / (2) 3 5 3 5 / (3) 5 7 5 7 / (4) 7 9 7 9.

Am7

Dadd9/B

Second system of music (measures 5-8). Treble clef, 4/4 time. *let ring* instruction. Bass clef shows fret numbers: (5) 5 5 5 5 / (6) 5 5 5 5 / (7) 7 7 7 7 / (8) 7 7 7 7.

Em

C

Dsus2

Third system of music (measures 9-12). Treble clef, 4/4 time. *let ring* instruction. Bass clef shows fret numbers: (9) 0 0 0 0 / (10) 3 0 / (11) 1 0 / (12) 3 0 2.

Em C Dsus2

13 14 15 16

let ring -----

TAB

Em C Dsus2

17 18 19 20

let ring -----

TAB

Em Harmonic C Dsus2

21 22 23 24

let ring -----

TAB

Em

25 26

let ring -----

TAB

# Breath Of Forgiveness

Beyond Fingerstyle Freedom - Drue James

## Lesson 17 Open D Tuning

1/1

Open D  
① = D   ⑥ = D  
② = A  
③ = G♭

♩ = 100

S-Gtr

*mf*

1 2

3 4

5 6

7 8 9

T  
A  
B

0 0 0 0 0 0 2 1 0 0 0 1

3 0 0 0 3 0 0 0 0 0 0

5 0 0 0 5 0 7 0 0 0 7

8 0 0 0 8 10 0 0 0 10 0 0 0 0

# The Larks Song

Beyond Fingerstyle Freedom - Drue James

## Lesson 18

Open G Tuning

1/1

Open G

① = D

⑤ = G

⑥ = D

♩ = 148

S-Ctr

Musical notation for measures 1-4. The treble clef staff shows a 4/4 time signature and a melody starting on a whole note G4. The guitar staff shows chords: measure 1 (3 on T, 4 on A, 4 on B), measure 2 (1 on T, 2 on A, 2 on B), measure 3 (0 on T, 0 on A, 0 on B), and measure 4 (0 on T, 0 on A, 0 on B). The dynamic marking *mf* is present.

Musical notation for measures 5-8. The treble clef staff shows a melody starting on a whole note G4. The guitar staff shows chords: measure 5 (3 on T, 4 on A, 4 on B), measure 6 (5 on T, 5 on A, 5 on B), measure 7 (7 on T, 7 on A, 7 on B), and measure 8 (8 on T, 8 on A, 8 on B). A sharp sign is placed above the treble clef staff in measure 6.

Musical notation for measures 9-12. The treble clef staff shows a melody starting on a whole note G4. The guitar staff shows chords: measure 9 (12 on T, 12 on A, 12 on B), measure 10 (10 on T, 10 on A, 10 on B), measure 11 (8 on T, 9 on A, 9 on B), and measure 12 (3 on T, 4 on A, 4 on B). A sharp sign is placed above the treble clef staff in measure 11.

Musical notation for measures 13-14. The treble clef staff shows a whole note chord of G4, B4, D5. The guitar staff shows the corresponding chord with 0 on all strings.

# Rivers Of Glitter and Gold

Beyond Fingerstyle Freedom - Drue James

## Lesson 19

Open C Tuning

1/1

Open C  
② = C ⑥ = C  
④ = C  
⑤ = G

♩ = 90

S-Gtr

1 *mf*  
let ring

1 0 2 0 2 4 0 0 0 1 1 0 1 0 2 0 2 4 3 0 0

T A B

Detailed description: This system contains the first two measures of the piece. The top staff is a treble clef with a 4/4 time signature. Measure 1 starts with a quarter note G4 (finger 1), followed by quarter notes F4 (finger 2), E4 (finger 2), and D4 (finger 2). Measure 2 starts with a quarter note C4 (finger 1), followed by quarter notes B3 (finger 1), A3 (finger 1), and G3 (finger 1). The bottom staff shows guitar tablature for strings T, A, and B. Measure 1 has fret numbers 1, 0, 2, 0, 2, 4, 0, 0, 0, 1, 1, 0, 1, 0, 2, 0, 2, 4, 3, 0, 0. Measure 2 has fret numbers 1, 0, 2, 0, 2, 4, 0, 0, 0, 1, 1, 0, 0, 0, 1, 0, 2, 0.

3  
let ring

3 1 0 1 0 2 0 2 4 0 0 1 1 0 0 1 0 2 0

T A B

Detailed description: This system contains measures 3 and 4. Measure 3 starts with a quarter note G4 (finger 3), followed by quarter notes F4 (finger 1), E4 (finger 1), and D4 (finger 1). Measure 4 starts with a quarter note C4 (finger 1), followed by quarter notes B3 (finger 1), A3 (finger 1), and G3 (finger 1). The bottom staff shows guitar tablature for strings T, A, and B. Measure 3 has fret numbers 3, 1, 0, 1, 0, 2, 0, 2, 4, 0, 0, 1, 1, 0, 0, 1, 0, 2, 0. Measure 4 has fret numbers 1, 0, 2, 0, 2, 4, 0, 0, 0, 1, 1, 0, 0, 0, 1, 0, 2, 0.

5  
let ring

2 4 3 0 3 1 0 3 0 2 0 2 4 0 3 0 2 0 3

T A B

Detailed description: This system contains measures 5 and 6. Measure 5 starts with a quarter note G4 (finger 2), followed by quarter notes F4 (finger 4), E4 (finger 3), and D4 (finger 3). Measure 6 starts with a quarter note C4 (finger 3), followed by quarter notes B3 (finger 1), A3 (finger 1), and G3 (finger 1). The bottom staff shows guitar tablature for strings T, A, and B. Measure 5 has fret numbers 2, 4, 3, 0, 3, 1, 0, 3, 0, 2, 0, 2, 4, 0, 3, 0, 2, 0, 3. Measure 6 has fret numbers 3, 0, 2, 0, 2, 4, 0, 3, 0, 2, 0, 3.

7  
let ring

3 0 2 0 2 4 0 3 1 0 3 5 0 0 0

T A B

Detailed description: This system contains measures 7 and 8. Measure 7 starts with a quarter note G4 (finger 3), followed by quarter notes F4 (finger 0), E4 (finger 2), and D4 (finger 2). Measure 8 starts with a quarter note C4 (finger 3), followed by quarter notes B3 (finger 1), A3 (finger 1), and G3 (finger 1). The bottom staff shows guitar tablature for strings T, A, and B. Measure 7 has fret numbers 3, 0, 2, 0, 2, 4, 0, 3, 1, 0, 3, 5, 0, 0, 0. Measure 8 has fret numbers 3, 5, 0, 0, 0.

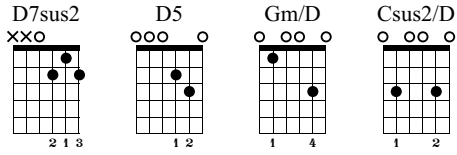


# No Longer In Chains

Beyond Fingerstyle Freedom - Drue James

## Lesson 20

### Double Drop D Tuning



Double Dropped D

① = D

⑥ = D

♩ = 99

D7sus2

mf

# Rising

Beyond Fingerstyle Freedom - Drue James

## Lesson 21

Alternate Tuning

1/1

E A E A $\flat$  B E

③ = A $\flat$

④ = E

$\text{♩} = 83$

S-Gt

*mf*

1 2 3 4

5 6 7 8

9 10 11 12

# Sulk

Beyond Fingerstyle Freedom - Drue James

## Lesson 22

Tuned Down a 1/2 Step

Dropped D tune down 1/2 step

① = D# ④ = C#

② = A# ⑤ = G#

③ = F# ⑥ = C#

♩ = 133

E-Git

1 *mf*

2

3

4

5

6

7

8

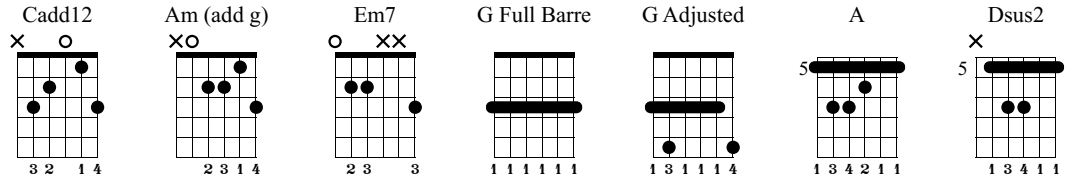
9

10

# Julia Was Here

Beyond Fingerstyle Freedom - Drue James

## Video 23



Standard tuning

$\text{♩} = 117$

Standard tuning

$\text{♩} = 117$

Cadd12 Am (add g) Em7

G Full Barre G Adjusted

A Dsus2

S-Cr

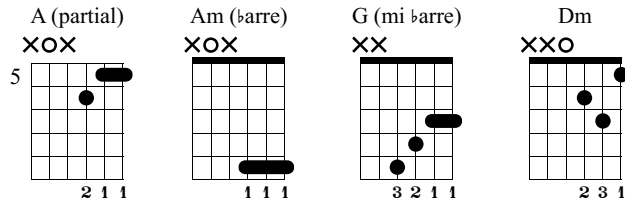
*f*

# Freudian Slip

Beyond Fingerstyle Freedom - Drue James

## Video 24

1/1



Standard tuning  
♩ = 123

S-Git

*mf*

A (partial)

Am (barre) G (mi barre) Dm

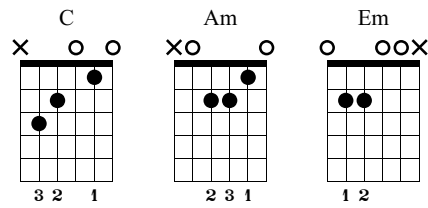
# Rebels In Rhythm

Beyond Fingerstyle Freedom - Drue James

## Lesson 25

Percussive Technique

1/2



Standard tuning

$\text{♩} = 89$

1 C Am Em C Am

Measures 1-3 of the piece. Measure 1 is marked with a first ending bracket and a *mf* dynamic. The notation includes a treble clef, a 4/4 time signature, and a guitar tablature below. The tablature shows fret numbers (0, 1, 2, 3) and 'X' marks for muted strings.

Em

Measures 4-6 of the piece. Measure 4 is marked with a fourth ending bracket. The notation includes a treble clef and a guitar tablature below. The tablature shows fret numbers (0, 2, 3) and 'X' marks for muted strings.

7 C Am Em C Am

Measures 7-9 of the piece. Measure 7 is marked with a seventh ending bracket. The notation includes a treble clef and a guitar tablature below. The tablature shows fret numbers (0, 1, 2, 3) and 'X' marks for muted strings.

10 Em C Am Em

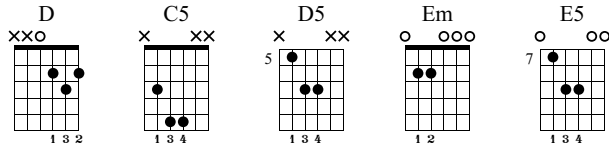
Measures 10-12 of the piece. Measure 10 is marked with a tenth ending bracket. The notation includes a treble clef and a guitar tablature below. The tablature shows fret numbers (0, 2, 3) and 'X' marks for muted strings.

Musical notation for measures 13, 14, and 15. The top staff is a treble clef with a 2/2 time signature. Measure 13 contains a quarter note G4, a quarter note A4, and a quarter note B4. Measure 14 contains a quarter note C5, a quarter note D5, and a quarter note E5. Measure 15 contains a quarter note F5, a quarter note G5, and a quarter note A5. The bottom staff shows guitar tablature for strings T, A, and B. Measure 13: T (3), A (1), B (3). Measure 14: T (0), A (2), B (0). Measure 15: T (0), A (3), B (0). X marks indicate fretted notes.

Musical notation for measures 16, 17, and 18. The top staff is a treble clef with a 2/2 time signature. Measure 16 contains a quarter note G4, a quarter note A4, and a quarter note B4. Measure 17 contains a quarter note C5, a quarter note D5, and a quarter note E5. Measure 18 contains a quarter note F5, a quarter note G5, and a quarter note A5. The bottom staff shows guitar tablature for strings T, A, and B. Measure 16: T (0), A (0), B (0). Measure 17: T (0), A (1), B (3). Measure 18: T (0), A (2), B (0). Chord symbols C, Am, and Em are placed above the staff. X marks indicate fretted notes.

# Salt Lake Swimming

Beyond Fingerstyle Freedom - Drue James  
Lesson 26



Standard tuning  
♩ = 105

S-Gt

1 *mf* D

2

3

4

5 C5 D5 Em C5 D5 E5

6

7

8

9

10

11

12

13 E5

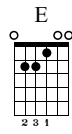
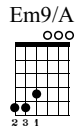
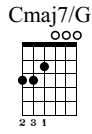
14

15



# My Mentor

Beyond Fingerstyle Freedom - Drue James  
Lesson 27



Standard tuning

♩ = 90

mf

Cmaj7/G      Em9/A

# Impatience

Beyond Fingerstyle Freedom - Drue James

## Lesson 28

Standard tuning

♩ = 91

S-Gt

The score is written for guitar in standard tuning (E2-A2-D3-G3-B3-E4) and 4/4 time. It consists of five systems, each with a treble clef staff and a six-line guitar tablature staff. The first system begins with a first ending bracket and a dynamic marking of *mf*. The music features a mix of eighth and quarter notes, with frequent triplets. The tablature uses numbers 0, 5, 7, and 9 to indicate fret positions. The piece concludes with a repeat sign at the end of the second system.

1 *mf*

2

3

4

5

6

3

3

3

3

T  
A  
B

0 0 5 7 0 5 7 0 5 7 9 7 10 0

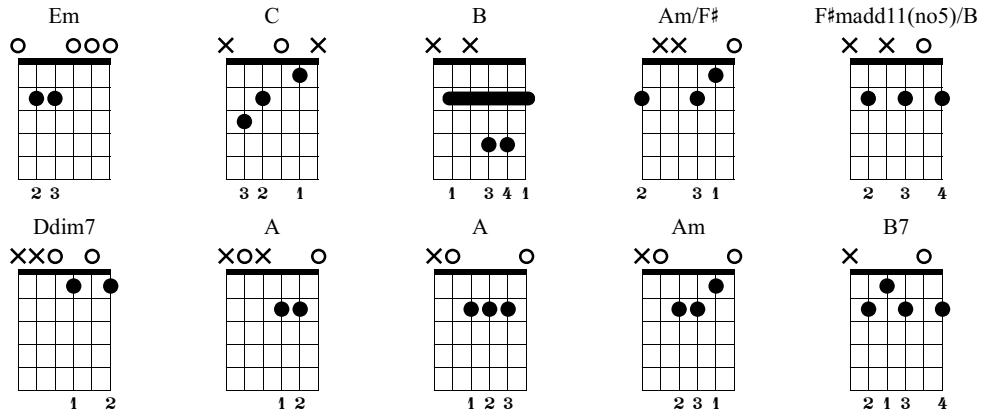
# Stubborn Lovelessness

Beyond Fingerstyle Freedom - Drue James

## Lesson 29

Capo 3

1/2



Standard tuning

♩ = 128

Em Em C B

Capo fret 3

S-Gt

*mf*  
let ring

0 2 0 2 0 0 2 0 0 2 0 0 1 1 0 2 4 4 2 4 2  
0 0 0 0 0 0 3 2 3 2 0 2 4 4 4 4 2

Am/F# F#madd11(no5)/B Am/F# F#madd11(no5)/B

let ring

0 1 0 2 0 2 0 2 0 1 0 1 0 2 0 2 0 2  
2 2 2 2 2 2 2 2 2 2 2 2 2 2 2 2 2

Em Em C B

let ring

0 0 0 0 0 0 1 0 2 4 2 4 2  
0 2 0 2 0 0 3 2 3 2 0 2 4 4 4 4 2

13 Ddim7 A 14 Ddim7 A 15 Ddim7 A 16 Am

let ring -----|

T	0	0	1	0	1	0	0	1	0	1	0	0	0
A	0	1	1	1	1	0	0	1	0	1	1	0	0
B	0	0	0	0	0	0	0	0	0	0	0	0	0

17 B7 18 Em

let ring -----|

T	2	0	0	0	0	0	0	0	0	0	0	0	0
A	2	0	0	0	0	0	0	0	0	0	0	0	0
B	2	1	1	1	1	0	0	0	0	0	0	0	0

# You're The Petrol, I'm The Match

Beyond Fingerstyle Freedom - Drue James

## Lesson 30

Drop D Tuning

1/1

Dropped D

⑥ = D

$\text{♩} = 130$

S-Gt

1 2 3 4

*mf*

5 6 7 8

9 10 11 12

13 14 15 16 17

<12>